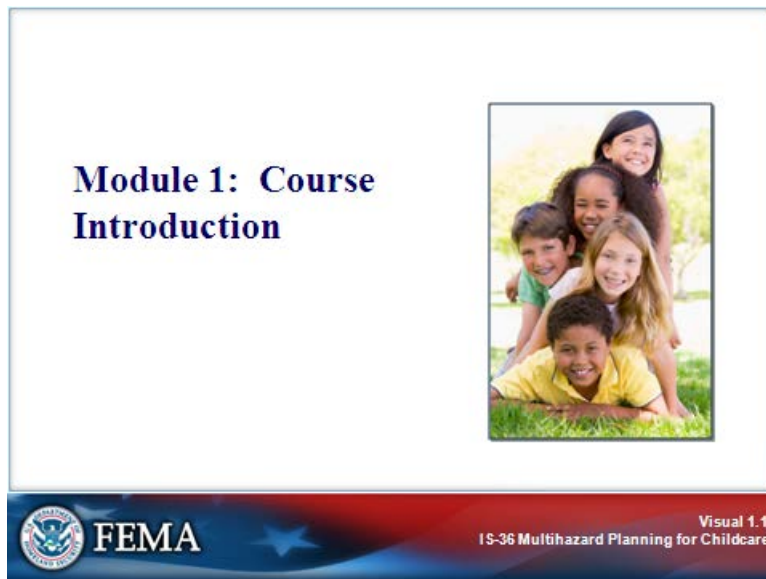

MODULE 1: COURSE INTRODUCTION

This page intentionally left blank.

COURSE INTRODUCTION

Visual 1.1



Key Points


Welcome to the Multihazard Planning for Childcare course.



COURSE INTRODUCTION

Visual 1.2

Course Administration

- Sign-in sheet
- Site logistics
 - Emergency procedures
 - Breaks
 - Restrooms
 - Cell phones/ Blackberrys



 **FEMA** 

Visual 1.2
IS-36 Multihazard Planning for Childcare

Key Points

The visual explains the ground rules on breaks and cell phones.


COURSE INTRODUCTION

Visual 1.3

Course Goal

Provide childcare providers with the knowledge and tools to:

- **Analyze the hazards and threats at the site.**
- **Develop a plan to address these hazards and threats.**
- **Implement processes to update and practice the emergency plan.**



The bottom of the slide features a red and blue banner. On the left is the FEMA logo, which includes the text 'FEDERAL EMERGENCY MANAGEMENT AGENCY' around a central emblem. To the right of the logo is the word 'FEMA' in large white letters. Further right, there are two white stars. On the far right of the banner, the text 'Visual 1.3' and 'IS-36 Multihazard Planning for Childcare' is displayed in white.

Key Points


The goal of this course is to provide childcare providers, of all sizes and with responsibility for children of all ages, with the knowledge and tools to analyze the hazards and threats at the site, to develop a plan to address these hazards and threats, and to implement processes to update and practice the emergency plan.

COURSE INTRODUCTION

Visual 1.4

Course Objectives (1 of 2)

- Describe why it is important to be prepared.
- Identify hazards and threats that impact your childcare site.
- Describe how to prevent or mitigate the impact of likely and high-consequence hazards and threats.
- Describe procedures for when an emergency occurs.
- Identify how your childcare site will recover from an emergency.



The slide footer features the FEMA logo on the left, the text 'FEMA' in the center, and 'Visual 1.4' and 'IS-36 Multihazard Planning for Childcare' on the right, all set against a red and blue background with a star.

Key Points

By the end of this course, you should be able to:


- Describe why it is important to be prepared.
- Identify hazards and threats that impact your childcare site.
- Describe how to prevent or mitigate the impact of likely and high-consequence hazards and threats.
- Describe procedures for when an emergency occurs.
- Identify how your childcare site will recover from an emergency.

COURSE INTRODUCTION

Visual 1.5

Course Objectives (2 of 2)

- Describe how to develop and maintain your plan.
- Describe how you will communicate, train, and practice your preparedness procedures.
- Identify the emergency preparedness information you will share with your community.
- Describe when to update your plan.



The slide features a blue and red footer banner. On the left is the FEMA logo, which includes the text 'FEDERAL EMERGENCY MANAGEMENT AGENCY' around a central emblem. To the right of the logo is the text 'FEMA'. Further right, there are two stars. On the far right of the banner, the text reads 'Visual 1.5' and 'IS-36 Multihazard Planning for Childcare'.

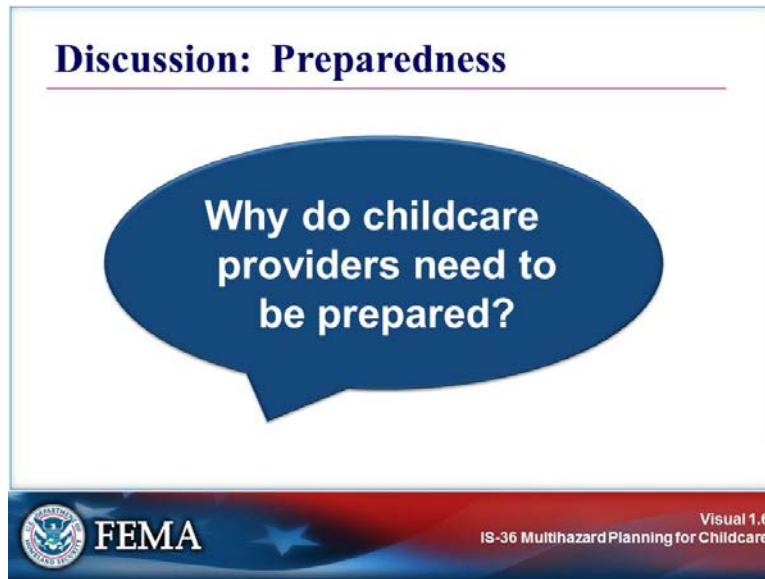
Key Points

By the end of this course, you should be able to:

- Describe how to develop and maintain your plan.
- Describe how you will communicate, train, and practice your preparedness procedures.
- Identify the emergency preparedness information you will share with your community.
- Describe when to update your plan.

THE IMPORTANCE OF PREPAREDNESS

Visual 1.6



Key Points

Why do childcare providers need to be prepared?

Nearly two-thirds of children under the age of 6 are cared for by someone other than their working parents. This means that children spend most of their awake time away from home in places like home childcare sites, childcare facilities, nursery schools, camps, Scouts, sports programs, faith-based programs, and after-school programs.

As someone who is taking care of these children, you need to be ready to keep them safe.

THE IMPORTANCE OF PREPAREDNESS

Visual 1.7



Key Points

As a childcare provider, you are responsible for one of the most vulnerable populations – children. Caring for children is serious business, and their safety is your number one priority.

News headlines are full of examples illustrating why you need to be prepared. Some stories we know with just the mention of a name – 9/11, Oklahoma City, Katrina. But others, less publicized, are just as devastating. For example:

- A fire breaks out in a home childcare facility, and two children perish in the fire.
- While on a hike with his troop, a Boy Scout dies of heat stroke.
- A childcare facility takes a direct hit from a powerful tornado.

Consider this scenario: A gas line is hit in front of a childcare center. Firefighters praise the center's evacuation process and attribute the successful evacuation to the center having a comprehensive plan and practicing it.

It is not a matter of if something will happen, but when.


THE IMPORTANCE OF PREPAREDNESS

Visual 1.8

What Can You Do?

Being prepared helps you to:

- **Save lives.**
- **Prevent incidents from happening.**
- **Minimize injury.**
- **Decrease damage to your property.**
- **Reduce fear and the emotional impact of an incident.**
- **Recover more quickly.**



The slide footer features the FEMA logo on the left, the text 'FEMA' in the center, and 'Visual 1.8' and 'IS-36 Multihazard Planning for Childcare' on the right, all set against a red and blue background with a star.

Key Points

Being prepared helps you to:

- Save lives—the lives of the children in your care and your staff, as well as your own life.
- Prevent incidents from happening.
- Minimize injury.
- Decrease damage to your property.
- Reduce fear and the emotional impact of an incident.
- Recover more quickly.

THE IMPORTANCE OF PREPAREDNESS

Visual 1.9

What Do Parents Expect?

Parents expect you to:

- Have a plan for emergencies.
- Be able to safely evacuate.
- Notify them when something happens.
- Care for their children.
- Teach their children what to do during an emergency.
- Have sufficient supplies.
- Have relationships with emergency management officials and first responders.

FEMA
Visual 1.9
IS-36 Multihazard Planning for Childcare

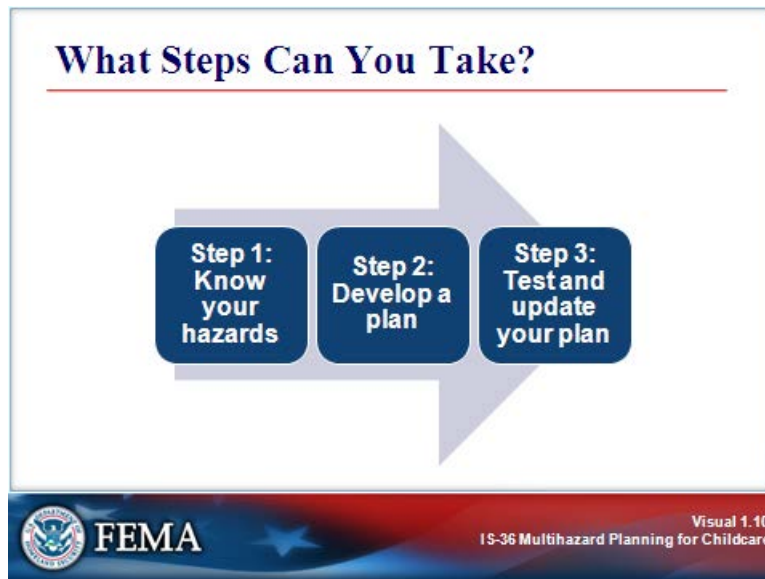
Key Points

An important aspect of being prepared is meeting parents' expectations that you will keep their children safe. Parents want to know that their child's safety is a priority at all times. Parents expect you to:

- Have a plan for emergencies.
- Be able to safely evacuate the children in your care when necessary.
- Notify them when something happens.
- Care for their children if they cannot get to them.
- Teach their children what to do during an emergency.
- Have supplies to meet their children's needs.
- Have relationships with emergency management officials and first responders before something happens.

THE IMPORTANCE OF PREPAREDNESS

Visual 1.10



Key Points

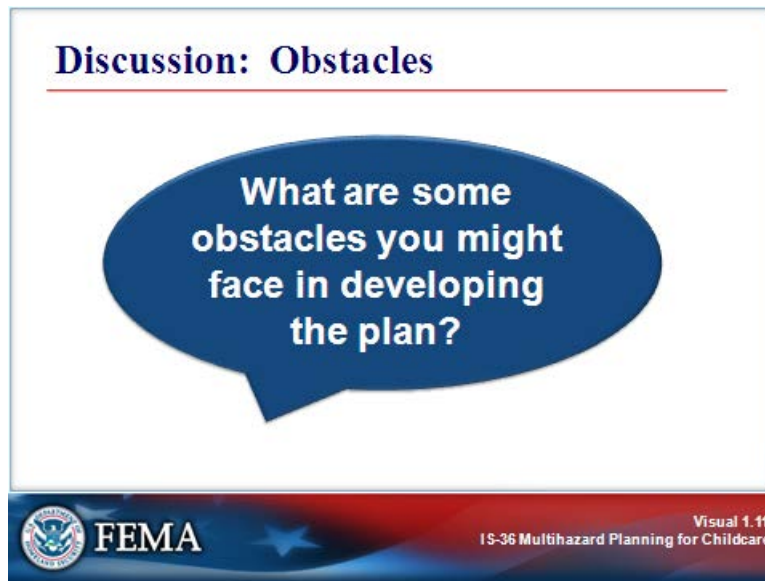
Taking some simple steps to be prepared will help you meet parents' expectations, and will also give you confidence that you can prevent incidents or lessen the impact of incidents and act appropriately when something happens.

This course presents a process of three steps to get you ready.

- Step 1: Know your hazards.
- Step 2: Develop a plan.
- Step 3: Test and update your plan.

THE IMPORTANCE OF PREPAREDNESS

Visual 1.11

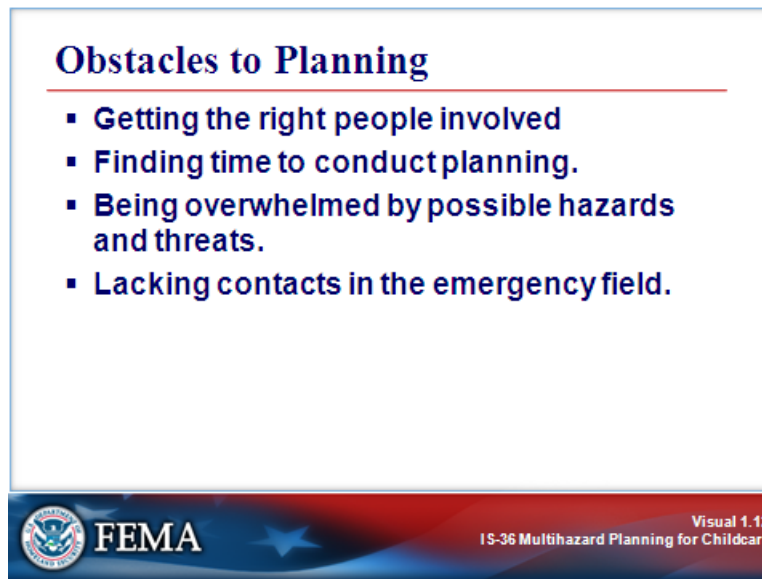


Key Points

Your childcare site has identified the need to develop a plan to prepare for emergencies. What are some obstacles (e.g., time, resources, expertise) you might face in developing the plan?

THE IMPORTANCE OF PREPAREDNESS

Visual 1.12



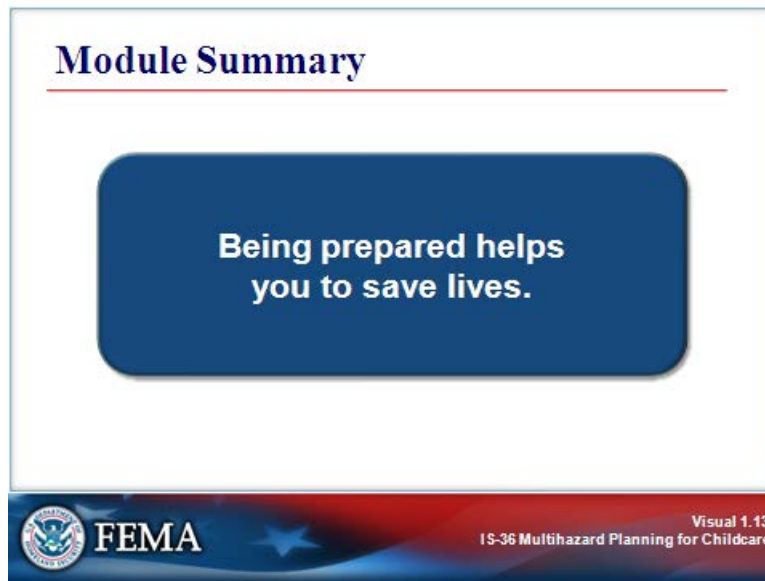
Key Points

Some obstacles to planning may include:

- **Getting the right people involved.** You may encounter obstacles to getting stakeholders to participate in the planning process. Making sure you have input from people with diverse expertise is important, so be persistent.
- **Finding time to conduct planning.** You are busy taking care of children, so you may have a hard time determining when you can plan for emergencies. Remember that planning is necessary for one very important reason: you are responsible for the safety of the children in your care. Identify time for planning and stick to it. Include children, staff, and parents in planning and practice, where appropriate.
- **Being overwhelmed by possible hazards and threats.** It can be overwhelming and scary to think about all the hazards and threats that you may face, but because of the magnitude of your responsibility to care for children, you must be prepared. Consider working with others to help you manage the task—staff, parents, other childcare sites, and emergency personnel.
- **Lacking contacts in the emergency field.** Now is the perfect time to reach out to police, fire, emergency medical services, and your local emergency manager. They can provide you valuable assistance and lessen some of the other obstacles to planning.

MODULE SUMMARY

Visual 1.13



Key Points

This module reviewed the importance of preparedness in a childcare facility.

The next module will describe common hazards, and steps you can take to reduce the risks of these hazards.

This page intentionally left blank.